

Name: \_\_\_\_\_

Date: \_\_\_\_\_



# Introduction to OzoBlockly 01

## Basic Training Activity Sheet

① How many level are there in OzoBlockly?

5

② List the block categories in Level 2:

Movement

Light Effects

Timing

Loops

Sounds

③ Write/draw input a block that you used in your program from each category:

Name: \_\_\_\_\_




Date: \_\_\_\_\_



# Introduction to OzoBlockly 01

## Basic Training Activity Sheet

4 Draw or input a screenshot of the following icons:

<p>Duplicate</p> 	<p>Undo</p> 	<p>Redo</p> 
--	---	---

5 List the four ways to delete block(s):

- 1 | Drag and drop blocks into the side panel
- 2 | Drag and drop blocks over the trash icon
- 3 | Right click and select "delete"
- 4 | Select the trash can and select "delete everything"

6 Describe the behavior of your Ozobot when you ran the program:

Student responses will vary

---

---

---

---

---

---

---

---

---

---